



The following information comprises the minutes for a regular meeting of the City Council, a joint meeting of the Banning City Council and Banning Utility Authority and a joint meeting of the Banning City Council and the Banning City Council sitting in its capacity as the Successor Agency Board.

**MINUTES
CITY COUNCIL**

**3/22/2022
REGULAR MEETING**

COUNCIL MEMBERS PRESENT: Council Member Mary Hamlin
Council Member David Happe
Council Member Alberto Sanchez
Mayor Pro Tem Colleen Wallace
Mayor Kyle Pingree

COUNCIL MEMBERS ABSENT: None

OTHERS PRESENT: Doug Schulze, City Manager
Kevin Ennis, City Attorney*
Marie Calderon, City Clerk
Caroline Patton, Deputy City Clerk
Art Vela, Public Works Director
Adam Rush, Community Development Director
Thomas Miller, Electric Utility Director
Suzanne Cook, Finance Director*
Matthew Hamner, Chief of Police
Ralph Wright, Parks and Recreation Director
James Wurtz, Economic Development Manager*
Laurie Sampson, Executive Assistant*

*Participated via Zoom.

1. CALL TO ORDER

Mayor Pingree called the regular meeting to order at 5:10 p.m.

- 1.1. Invocation – Reverend Dunn from St. Stephen's Episcopal Church provided the invocation.
- 1.2. Pledge of Allegiance – Mayor Pingree led the Pledge of Allegiance.
- 1.3. Roll Call

COUNCIL MEMBER	PRESENT	ABSENT
Hamlin, Mary	X	
Happe, David	X	
Pingree, Kyle	X	
Sanchez, Alberto	X	
Wallace, Colleen	X	

2. AGENDA APPROVAL**2.1. Approve Agenda****Motion to approve the agenda.**

Motion by Mayor Pro Tem Wallace
 Seconded by Council Member Sanchez

COUNCIL MEMBER	YES	NO	ABSTAIN	RECUSE	ABSENT
Hamlin, Mary	X				
Happe, David	X				
Pingree, Kyle	X				
Sanchez, Alberto	X				
Wallace, Colleen	X				

Motion approved by a vote of 5-0.

3. PRESENTATION(S)**3.1. National 9-1-1 Telecommunicators Week Proclamation****3.2. Banning High School Food Drive Presentation**

Parks and Recreation Director Ralph Wright introduced Program Coordinator Ana Sandoval to explain the City's Fill the Cupboard program. She said that Banning High School's Academy of Business sponsored a food drive to benefit the program, gathering over 5,000 items for seniors in the City of Banning.

Local high schoolers and members of the Academy spoke about the program at Banning High School and its efforts to support the local community.

4. REPORT ON CLOSED SESSION

City Attorney Ennis provided a report on closed session, reporting that City Council approved a 30-day tolling agreement with the Pass Area Action Group by a vote of 4-1, and authorizing the City Manager to execute the same. The vote was 4-1 with Council Member Sanchez voting no.

5. PUBLIC COMMENTS, CORRESPONDENCE, APPOINTMENTS, CITY COUNCIL COMMITTEE REPORTS, CITY MANAGER REPORT, AND CITY ATTORNEY REPORT

5.1. PUBLIC COMMENTS

Diane Norman said her son was pulled over by Banning Police for registration issues and sustained physical injuries. Ms. Norman displayed a photo of those injuries and discussed use of force policies.

Preston Norman, the injured person's father, said he himself was a local pastor and involved in the community. He asked Council to investigate the incident.

Abraham Sanchez said he would like the Council to think about economic impacts, but also ecological ones. He said the city had a lot of available land for greenspaces and should require parks as a part of development. He encouraged the Council to listen to the youth of the city.

Laura Troutman said she was a member of the Banning Unified School District Board but was before Council as a concerned parent, worried about the homeless encampment on Bryant Street. She asked the city to pay for more security in the area, saying that kids walking home in smaller groups or alone are at greatest risk. Ms. Troutman said the school district should not be liable for the City's decisions [to move the homeless encampment to Bryant Street].

Diego Rose said he was disappointed in the Council's transparency and willingness to listen to the public. He asked the City Council to amend its rules to lengthen the per person time limit during public comment.

Marco Santana wished to speak on an agenda item and was asked to wait for public comment on the agenda item (See Agenda Item 6.14).

Chris Castorena wished to speak on an agenda item and was asked to wait for public comment on the agenda item. (See Agenda Item 6.14).

Maribel Nunez wished to speak on an agenda item and was asked to wait for public comment on the agenda item. (See Agenda Item 6.14).

5.2. CORRESPONDENCE

Kathleen Dale submitted correspondence regarding meeting minutes for the March 8, 2022 regular meeting.

5.3. APPOINTMENTS

Banning School District 2x2 Council Working Group
No City Council was taken.

5.4. CITY COUNCIL COMMITTEE REPORTS

Mayor Pro Tem Wallace reported on a recent meeting of Southern California Association of Governments (SCAG)'s Energy & Environment Committee Meeting. She said a larger SCAG event will be occurring in May.

Council Member Hamlin reported on a Riverside County Transportation Committee (RCTC) meeting, sharing that local freeway projects (such as the I-10 freeway) are ongoing.

Council Member Happe reported on the Retail Cannabis Ad Hoc Committee meetings, two of which have occurred thus far.

Council Member Sanchez added that in the Ad Hoc Committee meetings they are trying to obtain as much data as they can regarding the retail cannabis market.

Mayor Pingree said he had attended an event at the San Geronio Memorial Hospital celebrating an historic \$5+ million investment from the Morongo Band of Mission Indians.

5.5. CITY MANAGER REPORT

City Manager Schulze reported that staff have spent time cleaning the Williams Street encampment and are looking at next steps to finish the cleaning effort.

5.6. CITY ATTORNEY REPORT

None

6. CONSENT ITEMS

- 6.1. Approval of Minutes of the March 8, 2022 City Council Meetings
- 6.2. Approval and Ratification of Accounts Payable and Payroll Warrants Issued in the Month of February 2022
- 6.3. Receive and File Cash, Investments and Reserve Report for the Month of February 2022
- 6.4. Receive and File Fire Department Statistics for the Month of February 2022
- 6.5. Public Works Capital Improvement Project Tracking List
- 6.6. Receive and File Police Department Statistics for the Month of February 2022
- 6.7. Resolution 2022-25, Approving an Agreement with Pyro Spectaculars, Inc., for production of the Fourth of July Aerial Fireworks Display
- 6.8. Resolution 2022-26, Establishing a Vendor List for the Purchase of Tires and Related Services and Approving an Annual Expenditure Budget of \$60,000
- 6.9. Authorize the City Manager to Sign the Notice of Completion for Project No. 2021-04 "447 E. Ramsey Street Building Structures Demolition" as Complete and Direct the City Clerk to Record the Notice of Completion
- 6.10. Resolution 2022-29, Establishing a Vendor List and Annual Expenditure Budget of \$85,000 per Year for the Purchase of Ford Parts and Repair Services
- 6.11. Accept the Easements from Tri Pointe Homes for Public Park Access and Storm Drain Purposes and Quitclaim the Public Park Access Easement for Tract Map No. 37390-F within the Atwell Development

- 6.12. Resolution 2022-02 UA, Approving the Purchase of a Backhoe/ Loader for the Public Works Department's Water Division
- 6.13. Second Reading and Adoption of Ordinance 1581, an Ordinance of the City of Banning Adjusting the Boundaries of the Five (5) City Council Districts and Adopting a New Official Council District Map for the City of Banning Based on the Results of the 2020 Decennial Census

Public Comments

Kathleen Dale requested a change to the meeting minutes of March 8, 2022.

Motion to continue consent agenda item 6.1 to the next regular meeting.

Motion by Council Member Happe

Seconded by Council Member Sanchez

COUNCIL MEMBER	YES	NO	ABSTAIN	RECUSE	ABSENT
Hamlin, Mary	X				
Happe, David	X				
Pingree, Kyle	X				
Sanchez, Alberto	X				
Wallace, Colleen	X				

Motion approved by a vote of 5-0.

Motion to approve the consent agenda items 6.2 to 6.12.

Motion by Council Member Happe

Seconded by Council Member Sanchez

COUNCIL MEMBER	YES	NO	ABSTAIN	RECUSE	ABSENT
Hamlin, Mary	X				
Happe, David	X				
Pingree, Kyle	X				
Sanchez, Alberto	X				
Wallace, Colleen	X				

Motion approved by a vote of 5-0.

- 6.14. Second Reading and Adoption of Ordinance 1581, an Ordinance of the City of Banning Adjusting the Boundaries of the Five (5) City Council Districts and Adopting a New Official Council District Map for the City of Banning Based on the Results of the 2020 Decennial Census

Public Comment

Kathleen Dale said she will lose an election cycle under the new district maps.

Cindy Barrington asked if “A Better Banning” could renumber the districts on their map.

Maribel Nunez spoke about the Voting Rights Act and the Hispanic CVAP for District 5.

Chris Castorena asked City Council to consider the new map submitted by their group, claiming it was the only map compliant with the Voting Rights Act.

Marco Santana implored City Council to consider the map, which they find more equitable for residents in Districts 1 and 5.

City Attorney Ennis said that the statement only one map was Voting Rights Act compliant was unsubstantiated. He clarified that the redistricting deadlines were set by the State of California.

Motion to approve the second reading of Ordinance 1581.

Motion by Council Member Sanchez
Seconded by Mayor Pingree

COUNCIL MEMBER	YES	NO	ABSTAIN	RECUSE	ABSENT
Hamlin, Mary	X				
Happe, David	X				
Pingree, Kyle	X				
Sanchez, Alberto	X				
Wallace, Colleen	X				

Motion approved by a vote of 5-0.

7. PUBLIC HEARING(S)

None

8. REPORTS OF OFFICERS

- 8.1. Adopt Resolutions Approving the Mid-Year Budget Adjustments for Fiscal Year 2021-2022 for the City of Banning, Banning Utility Authority, Banning Successor Agency and Amending the Classification and Compensation Plan

Mayor Pingree announced a short recess at 7:15 p.m. The meeting was reconvened at 7:23 p.m.

Public Comment

Diego Rose said he felt the way the city was planning on spending American Rescue Plan Act (ARPA) money was inappropriate.

Frank Connolly was displeased with the continuing deficit and suggested it was not the time to buy additional furniture, for example.

Alejandro Geronimo asked staff about changes made since the proposed adjustments went before the Budget and Finance Committee on March 10, 2022.

Motion to approve Resolution 2022-27, Resolution 2022-28, Resolution 2022-01 UA, and Resolution 2022-02 SA.

Motion by Council Member Sanchez

Seconded by Mayor Pingree

COUNCIL MEMBER	YES	NO	ABSTAIN	RECUSE	ABSENT
Hamlin, Mary	X				
Happe, David	X				
Pingree, Kyle	X				
Sanchez, Alberto	X				
Wallace, Colleen		X			

Motion approved by a vote of 4-1.

9. DISCUSSION ITEMS

None

10. ITEMS FOR FUTURE AGENDAS

10.1. New Items:

1. Finance Director Status

Mayor Pro Tem Wallace asked about progress toward appointing a successor to the current Finance Director. City Manager Schulze provided an update on the hiring process, including several upcoming interview dates.

10.2. Pending Items:


1. Permanent Homeless Solution
2. Shopping Cart Ordinance Update
3. Golf Cart/EV Ordinance (On hold)
4. Airport Advisory Commission
5. Business-Friendly Zoning (Wallace)

There was consensus to extend the application deadline for Planning Commission for an additional two weeks (14 days) to Friday, April 15, 2022.

11. ADJOURNMENT

Mayor Pingree adjourned the meeting at 7:52 p.m.

Minutes Prepared by:


Caroline Patton, Deputy City Clerk

This entire meeting may be viewed here:

<https://banninglive.viebit.com/index.php?folder=City+Council+Meetings>

All documents related to this meeting are available here:

<http://banning.ca.us/ArchiveCenter/ViewFile/Item/2613>

Exhibit A - Agenda Item 3.2

Banning High School

Academy of Business Spotlight



1

Who is Academy?

- We are a business pathway that prepares students to become future leaders, entrepreneurs, and involved members of our community.
- Our program focuses on creating a family atmosphere to encourage communication, build trust, and foster relationships.
- In addition to developing soft skills, our students learn how to create a business and maintain it using ethical business practices.



2

Exhibit A - Agenda Item 3.2



Canned Food Drive

- Our goal: Encourage donations of canned food items and non-perishable to the community center.
- Banning teachers offered incentives to encourage competition among each class.
- Student came together to donate large amounts of items to the Banning community.
- In total, our students donated over 5,000 items.

3

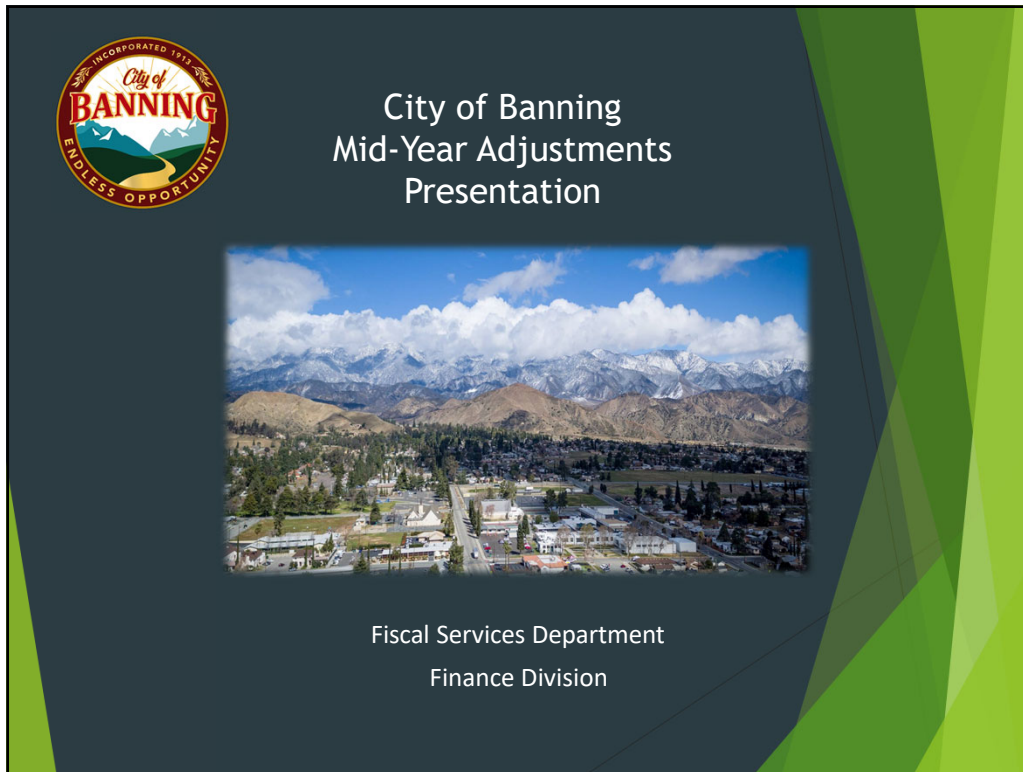
Impact of Food Drive on the Community



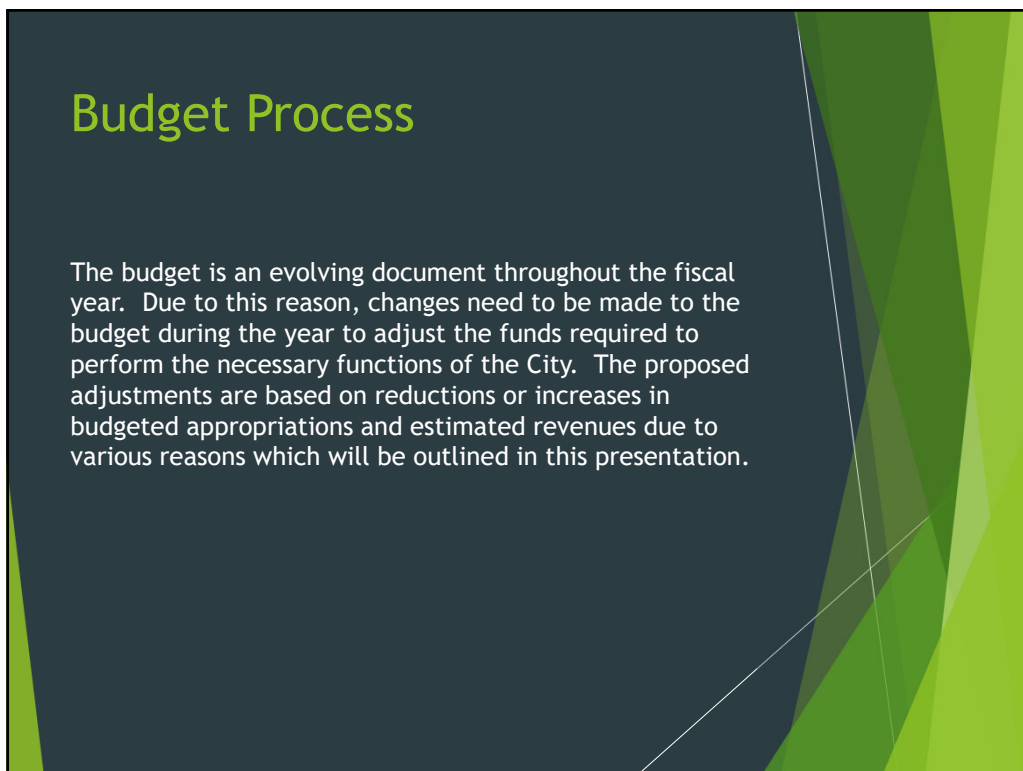
- Helped provide Banning families with food
- Allowed students to give back to others
- Provided students with a sense of gratitude

4

Exhibit B - Agenda Item 8.1



1



2

Exhibit B - Agenda Item 8.1

GENERAL FUND

General Revenues	Amount
Increase Sales Tax based on projections per HDL, Our sales tax consultant	\$ 555,003
Cannabis Sales Tax	\$ (250,000)
Increase Property Taxes due to more revenue received than projected	\$ 261,006
Decrease Revenues within Forfeits/Penalties/CVC	\$ (40,000)
Increase Lease Income Due to more revenue received than projected	\$ 8,073
Removed Budgeted amount of ARPA funds from General Fund	\$ (3,734,000)
Total Adjustments to General Revenues	\$ (3,199,918)

3

GENERAL FUND

General Fund Departmental Revenues:	Amount
Various Departments: Revenue from ARPA fund Essential Worker Pay	\$ 602,241
City Manager: Revenue from ARPA fund Zen City	\$ 24,000
Police Dept: Revenue from ARPA for Police Officer's Salaries&Benefits	\$ 1,125,600
Police Dept: OJP-Byrne Grant-revenue received	\$ 1,207
Police Dept: Reimbursement for Services	\$ 33,869
Police Dept: Sale of Surplus Property	\$ 2,090
Police Dept: Special Event Reimbursement	\$ 15,000
Police Dept: State Aid Post	\$ 3,795
Police Dept: Homeland Sec Grant	\$ 34,741
Engineering: Reduce Engineering Public Works Permit/inspections	\$ (190,000)
Engineering: Increase encroachment permits due to more revenue recieved than projected	\$ 5,000
Bldg & Safety: Increase Plan Check Fee	\$ 39,320

4

Exhibit B - Agenda Item 8.1

GENERAL FUND

Planning: Increase Design Review due to more revenue received than projected	\$ 12,800
Planning: Increase in site plan review due to more revenue received than projected	\$ 20,000
Planning: Increase in Cannabis Commercial-CUP due to more revenue than projected	\$ 50,000
Planning: Increase in CUP due to more revenue than projected	\$ 35,000
Planning: Increase in Home Occupation Permit due to more revenue than projected	\$ 4,000
Planning: Increase environmental review due to more revenue received than projected	\$ 68,000
Recreation: Increase in recreation class fees as we have received more revenue than projected	\$ 8,000
Recreation: Increase sports league fees as we received more revenue than projected	\$ 4,000
Recreation: Increase contract class fees as we have received more revenue than projected	\$ 2,200
Total Adjustments to General Fund Departmental Revenue	\$ 1,900,863
Total Adjustments to General Fund Revenue	\$ (1,299,055)

5

GENERAL FUND

Expenditures:

Department	Description of Adjustments	Amount
City Council	Increases in travel/conferences and dues/subscriptions to cover increase in travel, lobbying services and SCAG Fees	\$12,150
City Manager	Increases to postage, vision allowance, dues/subscriptions, training, travel/conferences, professional services and software, essential worker pay (EWP)	\$64,583
Economic Development	Increases in professional services for Kosmont companies and software, EWP	\$77,190
Personnel	Increases for software programs and safety programs, EWP, decrease in professional services	\$3,569
City Clerk	Increases for postage, printing, training, software and advertising, EWP	\$14,424
Elections	Increase in professional services to support elections	\$3,500

6

Exhibit B - Agenda Item 8.1

GENERAL FUND

Expenditures:

Department	Description of Adjustments	Amount
Attorney	Reduced based on Cost Allocation Plan	(\$133,500)
Finance	Increases to computer hardware, overtime and software, EWP	\$63,795
Purchasing	Increase in phone services, printing, dues/subscriptions (CAPPO & AEP memberships), software and supplies, with a small offset from computer services, EWP	\$23,383
Media	Essential Worker Pay	\$7,050
Police	Increase in overtime, staff training and software, EWP	\$375,666
Dispatch	Increase in staff training, EWP	\$72,340
Animal Control	Decrease in contract services, radio transmission, staff training, and increases in EWP, repair and maintenance, overtime, printing & binding	(\$93,950)

7

GENERAL FUND

Expenditures:

Department	Description of Adjustments	Amount
Fire	Increase expenses not covered under contract: lease purchase payments, utilities, furniture/fixtures, consultants	\$45,000
Building & Safety	Increase in Software to cover increased costs, EWP	\$53,817
Code Enforcement	Essential Worker Pay	\$14,100
Planning	Increase in staff training, software, professional services and decrease in planning services, EWP	\$221,618
Engineering	Increase in software, engineering and other services, and EWP	\$964,084
Building Maintenance	Increase in professional services - city hall roof rehab, EWP	\$81,933

8

Exhibit B - Agenda Item 8.1

GENERAL FUND

Expenditures:

Department	Description of Adjustments	Amount
Parks	Increase in overtime/stand-by, tree trimming services and professional services (grant writing support), EWP	\$58,378
Recreation	Increase in office furniture, supplies and professional services, EWP	\$52,151
Aquatics	Essential Worker Pay	\$4,218
Senior Center	Increase in departmental supplies/furniture, EWP	\$9,788
Central Services	Decrease in departmental supplies, and increases in lease purchase payments and repair and maintenance	\$760
Total General Fund Expenditure Requests		\$2,001,047

9

SPECIAL REVENUE

Revenues:

Fund 100 - Gas Tax Fund	
Revenue from ARPA fund Essential Worker Pay	\$ 33,106
Fund 111 - Landscape Maintenance	
Revenue from ARPA fund Essential Worker Pay	\$ 669
Fund 222 - ARPA-American Rescue Plan Act Fund	
Record Revenue Earned from ARPA	\$ 1,291,104

10

Exhibit B - Agenda Item 8.1

SPECIAL REVENUE FUNDS

Expenditures:

Fund	Description of Adjustments	Amount
Gas Tax Fund	Increase in traffic signal repair costs - accident at Ramsey/Highland Springs	\$37,579
Landscape Maintenance Fund	Increase in utilities due to the removal of electrical municipal rate	\$18,116
ARPA FUND	Transfers to the respective funds to cover Essential Worker Premium Pay	\$1,291,104

11

PROPRIETARY FUNDS

Revenues:

Airport-Fund 600		Amount
Revenue from ARPA fund Essential Worker Pay		\$ 3,956
Increase in other Airport rentals as more revenue received than projected		\$ 12,110
Total Adjustments for Airport Fund		\$ 16,066
Fund 610- Transit		Amount
Fixed Route- Decrease in transit fares		\$ (35,850)
Fixed Route-Decrease in bus passes		\$ (8,200)
Revenue from ARPA fund Essential Worker Pay		\$ 73,642
Dial-A-Ride-Decrease in Dial-A-Ride receipts		\$ (15,614)
Total Adjustments for Transit Fund		\$ 13,978

12

Exhibit B - Agenda Item 8.1

PROPRIETARY FUNDS

Revenues:

Fund 660- Water Operations	Amount
Increase in turn on charges due to more revenue received than projected	\$ 12,500
Revenue from ARPA fund Essential Worker Pay	\$ 117,287
Increase budget within miscellaneous revenue	\$ 30,000
Increase in metered installation and connections due to more revenue received than projected	\$ 90,000
Increase in metered sales	\$ 750,000
Increase in capital facilities fees due to more revenue received than projected (FUND 661)	\$ 275,000
Total Amendments for Water Operations Fund	\$ 1,274,787
Fund 670- Electric	Amount
Revenue from ARPA fund Essential Worker Pay	\$ 218,479
Decrease CRR revenue (CAISO)	\$ (100,000)
Total Amendments for Electric Fund	\$ 118,479

13

PROPRIETARY FUNDS

Revenues:

Fund 680- Wastewater	Amount
Revenue from ARPA fund Essential Worker Pay	\$ 36,347
Increase capital facilities fee due to more revenue received than projected Fund 681	\$ 80,000
Total Amendments for Wastewater	\$ 116,347
Fund 690-Refuse	Amount
Revenue from ARPA fund Essential Worker Pay	\$ 6,489
Increase refuse monthly billing due to receiving more revenue than projected	\$ 235,000
Increase budget in franchise fee due to more revenue received than projected	\$ 4,192,550
Total Amendments for Refuse	\$ 4,434,039

14

Exhibit B - Agenda Item 8.1

PROPRIETARY FUNDS

Expenditures:

Fund	Description of Adjustments	Amount
Water	Increase in Electricity from Edison Banning Water Canyon Wells	\$13,000
	Increase in unforeseen repairs, pump equipment	\$30,000
	Increase in AQMD permitting, regional board permitting	\$35,000
	Increase in new lease vehicle payments	\$75,000
	Increase needed to fund water leak repairs and asphalt patching	\$75,000
	Increase for water purchase-resale from Beaumont Cherry Valley Water District to cover City's share for use of co-owned bills	\$225,000
	Increase in utilities to due to the removal of electrical municipal rate	\$500,000
	Increase in overtime for installing AMR meters	\$50,000
	Increase for essential worker premium pay	\$108,338
	Total Water Fund Expenditure Requests	\$1,111,338

15

PROPRIETARY FUNDS

Expenditures:

Fund	Description of Adjustments	Amount
Electric	Increase vehicle, vision, equipment rental, uniform, tool expenses	\$25,500
	Increase for essential worker premium pay	\$194,756
	Increase in charging station expenses	\$14,000
	Increase in computer hardware for server upgrade	\$15,000
	Increase in equipment lease payments	\$20,000
	Increase in software and professional services	\$31,142
	Increase in travel/conferences Itron, IEEE, EUSERC, SCPPA, APPA, WUC, SATEC and Dues/Subscriptions, staff training SCPPA, APPA	\$95,000
	Increase in repairs maintenance poles/fixtures - storm related	\$50,000
Generation & Transmission	Increase in wholesale energy costs, higher than anticipated	\$507,050
	Total Water Fund Expenditure Requests	\$952,448

16

Exhibit B - Agenda Item 8.1

PROPRIETARY FUNDS

Expenditures:

Fund	Description of Adjustments	Amount
Public Benefit Fund	Increase in professional services for AB1037, and public benefit expense for Keep Kool, Centennial & Stagecoach	\$40,000
Wastewater Fund	Increase to Sewer Collection System Exp for increase root control and misc. repairs and essential worker premium pay	\$53,573
Refuse Fund	Increase in professional services for IS/MND concrete recycling site and contracted refuse service for payments to WM for service prior to taking over billing and essential worker premium pay	\$575,993
Airport Fund	Increase in building maintenance and utilities due to the removal of electrical municipal rate and essential worker premium pay	\$19,402

17

INTERNAL SERVICE FUNDS

Revenues:

Fund 700 - Risk Management	
Revenue from ARPA fund Essential Worker Pay	\$ 3,818
Fund 702 - Fleet Maintenance	
Revenue from ARPA fund Essential Worker Pay	\$ 20,418
Fund 703 - Information Systems	
Record Revenue Earned from ARPA	\$ 22,898
Fund 761 - Utility Billing	
Record Revenue Earned from ARPA	\$ 116,396

18

Exhibit B - Agenda Item 8.1

PROPRIETARY - INTERNAL SERVICE FUNDS

Expenditures:

Fund	Description of Adjustments	Amount
Risk Management - Worker's Comp	Increase to cover increase in worker's comp premium and essential worker premium pay	\$40,981
Fleet Management Fund	Increase for unforeseen vehicle repairs and increase in fuel prices and essential worker premium pay	\$138,859
Utility Billing Fund	Increases for office furniture, departmental supplies, printing, equipment, lease purchase payments, mailing costs and software and essential worker premium pay	\$125,263
Information Systems	Increase for essential worker premium pay	\$21,150
Utility Billing-Meter Reading	Increases for software, tools/supplies, uniform purchases, and computer hardware and essential worker premium pay	\$63,450

19

CLASS AND COMP PLAN UPDATES SALARIES & BENEFITS

Water and Wastewater

- ▶ Warehouse Services Specialist
 - ▶ The Water and Wastewater divisions has historically shared one Warehouse Service Specialist with the Electric Department. Over the past several years the City's water and wastewater infrastructure has grown and will continue to grow into the near future necessitating the need for an additional position.

Police Department

- ▶ Lieutenant (1)
- ▶ Sergeant (2)
- ▶ Corporal (3)
 - ▶ Restructuring of the police department to allow for a supervisor to always be working 24/7. Currently the Police Department has 36 authorized sworn positions. This will maintain that structure, at the same time, moving personnel from the officer positions to the above positions allowing for promotions and serving the needs of the department.

20

Exhibit B - Agenda Item 8.1

CLASS AND COMP PLAN UPDATES SALARIES & BENEFITS

Electric

- ▶ Utility Services Assistant
- ▶ Operations System Technician
- ▶ Assistant Electric Service Planner
 - ▶ Positions requested to accommodate the necessities of the growing operations of the Electric Utility.

21

CLASS AND COMP PLAN UPDATES SALARIES & BENEFITS

Summary Positions Request:

				Annual Impact Allocation				Fiscal Year Impact				
Position	Qty	Amount Per Employee	Total Amount	001-2200	660-6300	680-8000	670-7000	Months	001-2200	660-6300	680-8000	670-7000
Warehouse Services Specialist	1	\$ 114,242	\$ 114,242		\$ 57,121	\$ 57,121		2		9,520	9,520	
Lieutenant	1	\$ 246,969	\$ 246,969	\$ 246,969				4	82,323			
Sergeant	2	\$ 219,774	\$ 439,548	\$ 439,548				4	146,516			
Corporal	3	\$ 220,436	\$ 661,307	\$ 661,307				4	220,436			
Police Officer	(6)	\$ 200,106	\$ (1,200,637)	\$ (1,200,637)				4	(400,212)			
Utility Services Assistant	1	\$ 105,380	\$ 105,380				\$ 105,380	2				17,563
Operations System Technician	1	\$ 186,322	\$ 186,322				\$ 186,322	4				62,107
Substation Tech	(1)	\$ 186,322	\$ (186,322)				\$ (186,322)	4				(62,107)
Assistant Electric Service Planner	1	\$ 128,090	\$ 128,090				\$ 128,090	2				21,348
			\$ 494,899	\$ 147,187	\$ 57,121	\$ 57,121	\$ 233,470		\$ 49,062	\$ 9,520	\$ 9,520	\$ 38,912

Changes for Classification and Compensation Update:

Position	Qty	Amount Per Employee	Total Amount	Allocation			
				001-2200	660-6300	680-8000	670-7000
Electric Service Planning Supervisor	1	\$ 193,980	\$ 193,980				\$ 193,980
Service Planner	(1)	\$ 181,738	\$ (181,738)				\$ (181,738)
CORE Manager	1	\$ 173,691	\$ 173,691				\$ 173,691
Public Benefits Coordinator	(1)	\$ 114,545	\$ (114,545)				\$ (114,545)
Powerline Crew Superintendent	1	\$ 259,072	\$ 259,072				\$ 259,072
			\$ 330,461				\$ 330,461

*Already included in budget at Mid-Cycle, need to update Class & Comp Plan Only

22

Exhibit B - Agenda Item 8.1

Mid-Year Budget Adjustment Summary

Summary of Adjustments

Fund	Description	Total Revenue Adjustments	Expenditure Adjustments	Salary & Benefit Adjustments	Total Expenditure Adjustments	Fiscal Impact
General Fund						
001	General Fund	\$ (1,299,055)	\$ 2,001,047	\$ 49,062	\$ 2,050,109	\$ (3,349,164)
Special Revenue & Capital Improvement Funds:						
100	Gas Tax	\$ 33,106	\$ 37,579		\$ 37,579	\$ (4,473)
111	Landscape Maintenance	\$ 669	\$ 18,116		\$ 18,116	\$ (17,447)
222	ARPA Fund	\$ 1,291,104	\$ 1,291,104		\$ 1,291,104	\$ -
Proprietary Funds - Enterprise & Internal Service Funds						
600	Airport	\$ 16,066	\$ 19,402		\$ 19,402	\$ (3,336)
610	Transit	\$ 13,978	\$ 68,021		\$ 68,021	\$ (54,043)
660	Water	\$ 999,787	\$ 1,116,138	\$ 9,520	\$ 1,125,658	\$ (125,871)
661	Water Capital Facilities	\$ 275,000			\$ -	\$ 275,000
670	Electric	\$ 118,479	\$ 963,648	\$ 38,912	\$ 1,002,560	\$ (884,081)
675	Public Benefit	\$ -	\$ 40,000		\$ 40,000	\$ (40,000)
680	Wastewater	\$ 36,347	\$ 54,773	\$ 9,520	\$ 64,293	\$ (27,946)
681	Wastewater Capital Facilities	\$ 80,000				
690	Refuse	\$ 4,434,039	\$ 575,993		\$ 575,993	\$ 3,858,046
700	Risk Management	\$ 3,818	\$ 40,981		\$ 40,981	\$ (37,163)
702	Fleet Management	\$ 20,418	\$ 138,859		\$ 138,859	\$ (118,441)
703	Information Systems	\$ 22,898	\$ 21,150		\$ 21,150	\$ 1,748
761	Utility Billing	\$ 116,396	\$ 188,713		\$ 188,713	\$ (72,317)
City Wide		\$ 6,163,050	\$ 6,575,524	\$ 107,014	\$ 6,682,538	\$ (519,488)

23

Budget Revision Comparison

FY 2021/22 SUMMARY

	Original Budget	Revised Mid-Cycle Budget	Revised Mid-Year Budget	Actuals	Based on Revised Mid-Year		
					% of Budget Used	Variance	
						Remaining Budget	%
	2021/2022	2021/2022	2021/2022	To-Date (3/15)		\$	
Operating Revenues	25,406,419	25,371,069	24,072,014	11,572,605	48%	12,499,409	52%
Taxes	13,205,807	13,205,807	13,771,816	7,502,654	54%	6,269,162	46%
Property Taxes	2,932,779	2,932,779	3,193,785	1,667,482	52%	1,526,303	48%
In Lieu Property Tax (VLF)	2,716,767	2,716,767	2,716,767	1,576,610	58%	1,140,157	42%
Sales Tax	5,078,122	5,078,122	5,383,124	2,893,469	54%	2,489,655	46%
Other Taxes	2,478,139	2,478,139	2,478,139	1,365,093	55%	1,113,046	45%
Other Operating Revenues	12,200,612	12,165,263	10,300,199	4,069,951	40%	6,230,248	60%
Building Permits Total	565,000	565,000	565,000	339,794	60%	225,206	40%
Other Permits Total	1,943,121	1,943,121	1,987,240	1,472,163	74%	515,077	26%
Intergovernmental Revenues	3,845,148	3,845,148	150,891	112,413	74%		74%
Charges for Services	646,507	646,507	694,577	265,419	38%	429,158	62%
Use of Money and Property	74,026	74,026	82,099	42,864	52%	39,235	48%
Fines and Forfeitures	233,389	233,389	193,389	55,627	29%	137,762	71%
Contributions	5,400	5,400	5,400	2,700	50%	2,700	50%
Miscellaneous Revenue	1,818,247	1,782,898	1,799,988	236,417	13%	1,563,571	87%
Transfers/Recoveries	3,069,774	3,069,774	4,821,615	1,542,554	32%	3,279,061	68%
Operating Expenditures	26,960,985	25,556,426	27,433,983	14,500,092	53%	12,933,891	47%
Personnel	15,896,282	15,893,336	16,518,207	9,654,468	58%	6,863,739	42%
Services and Supplies	8,974,202	7,754,050	9,011,117	3,989,141	44%	5,021,976	56%
Repairs and Maintenance	392,284	373,955	503,074	239,542	48%	263,532	52%
Capital	163,132	0	0	0	0%	0	0%
Transfers Out	1,535,085	1,535,085	1,401,585	616,941	44%	784,644	56%
Operating Surplus/(Deficit)	(1,554,566)	(185,357)	(3,361,969)	(2,927,487)		(434,482)	

24

Exhibit B - Agenda Item 8.1

Projected Fund Balance Summary

	FYE June 2021 Final	Fiscal Year 2021-22					Total Non-Spendable, Restricted, Committed & Assigned	Projected Ending Available Fund Balance
	Fund Equity Balance	Mid-Year Projected Revenues	Mid-Year Projected Expenditures	Projected Surplus/(Deficit)	Projected Ending Equity Fund Balance			
Governmental Funds								
General Fund (001)	8,705,321	24,072,014	27,433,983	(3,361,969)	5,343,352	5,725,540		(382,188)
Other Governmental Funds:								
002 - Developer Deposit Fund	(33,259)	99,199	99,199	-	-	(33,259)	-	(33,259)
005 - Successor Agency Admin Fund	1,281,795	250,000	9,835	240,165	1,521,960	-	-	1,521,960
100 - Gas Tax Street Fund	(34,649)	1,659,128	1,711,074	(51,946)	(86,595)	-	-	(86,595)
101 - Measure A Street Fund	1,417,806	140,716	140,716	-	1,417,806	-	-	1,417,806
102 - RMRA (SB1) Gas Tax Fund	839,412	131,648	129,298	2,350	841,762	-	-	841,762
110 - CDBG Fund	120,521	45,031	4,429	40,602	161,123	-	-	161,123
111 - Landscape Maintenance	197,181	209,145	210,228	(1,083)	196,098	-	-	196,098
132 - Air Quality Improvement Fund	252,650	42,507	3,199	39,308	291,958	-	-	291,958
140 - Asset Forfeiture/Police Fund	7,383	565	-	565	7,948	-	-	7,948
148 - Supplemental Law Enforcement	13,173	1,321	1,321	-	13,173	-	-	13,173
150 - State Park Bond Fund	-	-	-	-	-	-	-	-
200 - Special Donation Fund	42,562	9,983	9,983	-	42,562	26,825	15,737	15,737
201 - Sr. Center Activities Fund	49,779	8,384	9,082	(698)	49,081	49,779	(698)	(698)
202 - Animal Control Reserve Fund	-	-	-	-	-	-	-	-
203 - Police Volunteer Fund	3,270	1,502	1,502	-	3,270	-	-	3,270
221 - CSCDA-CFD 2020-02 ATWELL	29,981	-	-	-	29,981	29,981	-	-
222 - ARPA Funds	-	1,291,104	1,291,104	-	-	-	-	-
300 - City Administration COP Debt Service	6,095	-	-	-	6,095	-	-	6,095
400 - Police Facilities Development	220,906	2,516	123	2,393	223,299	-	-	223,299
410 - Fire Facilities Development	1,296,165	5,999	123	5,876	1,302,041	-	-	1,302,041
420 - Traffic Control Facility Fund	2,152,746	621,098	526,508	94,590	2,247,336	-	-	2,247,336
430 - General Facilities Fund	525,675	4,244	4,244	-	525,675	-	-	525,675
441 - Sunset Grade Separation Fund	(251,998)	-	-	-	(251,998)	-	-	(251,998)
444 - Wilson Median Fund	400,254	775	110	665	400,919	-	-	400,919
451 - Park Development Fund	171,003	26,551	26,551	-	171,003	-	-	171,003
470 - Capital Improvement Fund	633,922	11,631	82	11,549	645,471	633,922	-	11,549
475 - Fair Oaks #2004-01 Assessment District	-	-	-	-	-	-	-	-
Total Other Governmental Funds	9,342,275	4,563,047	4,178,711	384,336	9,726,611	740,507	8,986,104	8,986,104
Total Governmental Funds	18,047,596	28,635,061	31,612,694	(2,977,633)	15,069,963	6,466,047	8,603,916	8,603,916

25

Projected Fund Balance Summary

	FYE June 2021 Final	Fiscal Year 2021-22					Total Non-Spendable, Restricted, Committed & Assigned	Projected Ending Available Fund Balance
	Fund Equity Balance	Mid-Year Projected Revenues	Mid-Year Projected Expenditures	Projected Surplus/(Deficit)	Projected Ending Equity Fund Balance			
Governmental Funds								
Proprietary Funds								
600 - Airport Fund	2,307,382	263,255	298,107	(34,852)	2,272,530	2,252,208	-	20,322
610 - Transit Fund	(734,610)	1,769,041	2,211,418	(442,377)	(1,176,987)	319,302	-	(1,496,289)
690 - Refuse Fund	1,165,089	5,544,388	1,573,253	3,771,135	4,936,224	32,946	-	4,903,278
Total Other Enterprise Funds	2,737,861	7,376,684	4,082,778	3,293,906	6,031,767	2,604,456	3,427,311	3,427,311
670 - Electric Fund	67,632,132	31,016,304	32,936,837	(1,920,533)	65,711,599	63,736,315	-	1,975,284
672 - Rate Stability/Debt Service Reserve Fund	6,597,810	12,779	12,779	-	6,610,589	2,427,619	-	4,182,970
673 - Electric Improvement Fund	553,727	6,780	6,780	-	560,507	34,090	-	526,417
674 - Electric Revenue Bond Project Fund	382,269	-	-	-	382,269	382,269	-	-
675 - Public Benefit Fund	1,173,208	786,012	826,012	(40,000)	1,133,208	-	-	1,133,208
678 - Electric Revenue Bond Debt Service Fund	(25,547,533)	2,432,119	2,432,119	-	(25,547,533)	(25,547,533)	-	-
Total Electric Funds	50,791,613	34,253,994	36,194,968	(1,940,974)	48,850,640	41,032,760	7,817,879	7,817,879
660 - Water Fund	67,458,650	11,666,079	10,379,875	1,286,204	68,744,854	53,798,000	-	14,946,854
661 - Water Capital Facilities	4,482,573	284,264	284,264	-	4,766,837	6,000	-	4,760,837
662 - Irrigation Water Fund	1,353,256	2,700	2,700	-	1,355,956	-	-	1,355,956
663 - BUA Water Capital Project Fund	120,346	15,939	15,939	-	136,285	120,346	-	15,939
669 - BUA Water Debt Service Fund	(21,759,785)	1,994,263	1,994,263	-	(21,759,785)	(21,759,785)	-	-
Total Water Funds	51,655,040	13,963,245	12,374,138	1,589,107	53,244,147	32,164,560	21,079,586	21,079,586
680 - Wastewater Fund	13,729,467	3,706,391	3,411,790	294,601	14,024,068	13,627,368	-	396,700
681 - Wastewater Capital Facility Fund	10,314,487	108,604	108,604	-	10,423,091	-	-	10,423,091
682 - Wastewater Tertiary	6,788,349	360,637	360,637	-	7,148,986	-	-	7,148,986
683 - BUA Wastewater Capital Project Fund	2,394,633	9,666	9,666	-	2,404,299	2,425,801	-	(21,502)
685 - State Revolving Loan Fund	-	1,615	1,615	-	1,615	-	-	1,615
689 - BUA Wastewater Debt Service Fund	(3,799,555)	289,020	289,020	-	(3,799,555)	(3,799,555)	-	-
Total Wastewater Funds	29,427,380	4,475,933	3,700,810	775,123	30,202,503	12,253,613	17,948,889	17,948,889
700 - Risk Management Fund	(1,400,984)	3,018,080	3,613,114	(595,034)	(1,996,018)	-	-	(1,996,018)
702 - Fleet Maintenance	581,219	1,468,472	1,713,814	(245,342)	335,877	357,873	-	(21,996)
703 - Information Systems Services	(794,909)	526,814	1,202,618	(375,804)	(1,170,713)	6,103	-	(1,176,816)
761 - Utility Billing Administration	(2,414,682)	2,215,531	2,607,442	(391,911)	(2,806,593)	37,857	-	(2,844,450)
Total Internal Service Funds	(4,029,356)	7,528,897	9,136,988	(1,608,091)	(5,637,447)	401,833	(6,039,280)	(6,039,280)
Total Proprietary Funds	130,582,538	67,598,753	65,489,682	2,109,071	132,691,609	88,457,223	44,234,386	44,234,386

26

Exhibit B - Agenda Item 8.1

Projected Fund Balance Summary

	FYE June 2021 Final	Fiscal Year 2021-22					Total Non-Spendable, Restricted, Committed & Assigned	Projected Ending Available Fund Balance
	Fund Equity Balance	Mid-Year Projected Revenues	Mid-Year Projected Expenditures	Projected Surplus/(Deficit)	Projected Ending Equity Fund Balance			
Governmental Funds								
Fiduciary Funds								
805 - Redevelopment Obligation Retirement Fund	1,815,695	2,531,913	2,532,238	(325)	1,815,370			1,815,370
810 - Successor Housing Agency	2,493,195	19,765	19,765	-	2,493,195	2,493,195		-
830 - Debt Service Fund	(25,941,703)	2,282,193	2,282,193	-	(25,941,703)	(25,941,703)		-
840 - Bond Expenditure Agreement (BEA) Project Fund	5,361,980	33,286	33,286	-	5,361,980	5,361,980		-
841 - Bond Expenditure Agreement (BEA) Low/Mod Fund	545,943	128	128	-	545,943	545,943		-
850 - Successor Agency	10,224,547	117	175	(58)	10,224,489	10,216,437		8,053
Total Successor Agency Funds	(5,500,344)	4,867,402	4,867,785	(383)	(5,500,727)	(7,324,149)		1,823,423
360 - Sun Lakes CFD #86-1	37,134	-	-	-	37,134	6,071		31,064
365 - Wilson Street #91-1 Assessment Debt	56,825	-	-	-	56,825	56,797		28
370 - Area Police Computer Fund	65,244	50,000	50,000	-	65,244	-		65,244
375 - Fair Oaks #2004-01 Assessment Debt	375,172	194,534	194,308	226	375,398	370,650		4,748
376 - Cameo Homes	8,544	-	-	-	8,544	8,527		18
Total Agency Funds	542,919	244,534	244,308	226	543,145	442,044		101,102
Total Fiduciary Funds	(4,957,424)	5,111,936	5,112,093	(157)	(4,957,581)	(6,882,106)		1,924,524
Total City Wide	143,672,710	101,345,750	102,214,469	(868,719)	142,803,991	88,041,165		54,762,826

27

Capital Improvement Program Adjustments

Water Fund

Department	Account Description	Adjustment Requested
WATER	WATER MAINS	\$ (800,000)
WATER	PLANNING/DESIGN	\$ (150,000)
WATER	WELLS/PUMPING	\$ (50,000)
WATER	WATER MAINS	\$ (414,000)
Total Adjustment Requested		\$ (1,414,000)

Wastewater Fund

Department	Account Description	Adjustment Requested
WASTEWATER	PLANNING/DESIGN	\$ (15,000)
WASTEWATER	SEWER MAINS	\$ (750,000)
Total Adjustment Requested		\$ (765,000)

28

Exhibit B - Agenda Item 8.1

Capital Improvement Program Adjustments

Electric Fund

Department	Account Description	Adjustment Requested
ELECTRIC	METERS	\$ 250,000
ELECTRIC	SYS IMP LAB	\$ 165,000
Total Adjustment Requested		\$ 415,000

Electric Improvement Fund

Department	Account Description	Adjustment Requested
ELECTRIC	UNDRGRD UTL REPLCM	\$ 50,000
ELECTRIC	POLE REPLACEMENTS	\$ 100,000
ELECTRIC	WILDFIRE MITIGATION	\$ 100,000
ELECTRIC	FEASIBILITY STUDY/230KV SUB	\$ 250,000
ELECTRIC	1150 E LINCOLN-SRVC CONTR	\$ 50,000
ELECTRIC	LAWRENCE EQUIP-SRVC CONTR	\$ 50,000
ELECTRIC	2600 E JOHN/MATERIAL	\$ 550,000
ELECTRIC	ESTES PRO/MATERIAL	\$ 250,000
Total Adjustment Requested		\$ 1,400,000

29

Capital Improvement Program Adjustments

Public Benefit Fund

Department	Account Description	Adjustment Requested
ELECTRIC	EDUCATION/INSTRUCTION	\$ 10,000
ELECTRIC	SPONSORSHIPS	\$ 10,000
ELECTRIC	CENTENNIAL	\$ 100,000
Total Adjustment Requested		\$ 120,000

Bond Expenditure Agreement Fund

Department	Account Description	Adjustment Requested
BOND EX AGREEMENT	HATHAWAY/RAMSEY STREET IM	215,000
Total Adjustment Requested		215,000

30

Exhibit B - Agenda Item 8.1

Recommended Action:

- ▶ Adopt Resolutions approving the proposed Mid-Year Budget adjustments for Fiscal Year 2021-22 and amendments to the Classification and Compensation Plan
- ▶ Provide direction to staff on amending the proposed Mid-Year budget adjustments for Fiscal Year 2021-22

31



Any Questions?



32

Exhibit C - Public Comment: Agenda Item 6.1

From: Kathleen Dale <kdalenmn@aol.com>
Sent: Friday, March 18, 2022 8:13 AM
To: Caroline Patton
Subject: City Council Meeting 3/22/22 - Comments on Consent Item 6.1, Minutes for 3/8/22 Regular Meeting

Ms. Patton - please accept these comments in regard to the matter referenced in the subject line above. Please also share a copy with each Council member and appropriate City staff.

The minutes as drafted mischaracterize my comments on the redistricting item (see page 6 under Public Comment heading for item 7.1). The following alternate language is suggested:

Kathleen Dale expressed concerns regarding the City's redistricting process and the perceived summary dismissal of the only draft map submitted by the community. She asked that action be delayed to allow substantive consideration of the community map.

Thank you,

Kathleen Dale

Exhibit C - Public Comment: Agenda Item 6.14

Proposed Community Map and Narrative Email, March 18th, 2022

Email Subject Line: New Banning District Community Map Submission (Voting Rights Act compliant)

Email Content:

Hello, my name is Marco Santana. I am a team member of A Better Banning and I am joined by my peer, Thelma Navarro, part of the A Better Banning leadership team, and Maribel Nuñez, the Executive Director of the Inland Equity Community Land Trust and Co-convenor of the Brown and Black Redistricting Alliance. I have lived in the neighborhood of the newly proposed district map of District 1 (the red section in the proposed color map provided) for over 20 years.

Alongside caring residents, my team and I have been working together with the Inland Equity Partnership and Center for Community Action and Environmental Justice (CCAECJ), and with technical mapping assistance from Mexican American Legal Defense and Educational Fund (MALDEF). The result of our work has culminated into a community map that we believe is a fairer and more transparent redistricting map specifically for Districts 1 and 5. Historically, these two districts have experienced the most disenfranchisement, hence, our focus is to have these two districts redrawn to center racial and economic justice.

As we know, our beloved hometown switched to district-based elections in 2018. The intent was to give all groups, especially communities of color and those with a geographic base, a better chance of being represented in the City Council. Several court decisions have forced jurisdictions like Banning to switch from at-large elections to district-based elections. In most cases, the switch happened to allow more representation of specific ethnic and racial groups, acknowledging that the prior system was a denial of equal access to the city's political process. (See: McNeil v. City of Springfield, IL, 1987; and Williams v. City of Dallas, 1990; and Montes v. City of Yakima, 2014)

In District 1 (colored red), the people that live in my community are mainly populated by a 64.26% Citizen Voting Age Population of minoritized populations (including Black, Hispanic, Asian, and Native Americans). In this proposed District 1 map, we have major community assets outlined that include components of the Banning School District (e.g., Banning High School, Hemmerling Elementary, Mt. San Jacinto College Campus), local parks (Dysart Equestrian Park, Lions Park), and major utility or city services (e.g., DMV, Public Works Department)

For District 5 (colored yellow), people in this community are part of a Minority-Majority district, compliant with the Voting Rights Act of 1965. The proposed District 5 map drawn consists of a 51% Hispanic Citizen Voting Age population. This district map is the only map submitted to the City of Banning that is a Voting Rights Act compliant map. In looking at the Banning Hispanic Citizen Voting Age Population data, there should at least be one district that should have 51% Hispanic CVAP, Voting Rights District. In this proposed district 5 map, we have major community assets outlined that include the Banning Unified School District Office and schools, notable nonprofits (e.g., Boys and Girls Club, Playhouse Bowl Association, Renu Hope Foundation), local parks (Repplier Park, Roosevelt Williams Park), Historic Downtown Area, city and resident

Exhibit C - Public Comment: Agenda Item 6.14

services (United States Postal Service, Banning Justice Center, Police Station, Riverside County Fire Department Station 89) and notable places to gather (e.g., Community Center, Senior Center, Banning Public Library).

I urge you that you take into consideration these two new proposed maps that follow compliance with the Voting Rights Act and that, we believe, is a more equitable and fair map consideration for the residents living in Districts 1 and 5. We are submitting today to have about a month of deliberation time for City staff to review the material before the April 17th deadline. We have also included both a partial map rendition, as well as a full map rendition, so that the City can reference both as they consider how to implement these new changes to provide more equitable incomes for Banning's residents. The rest of the districts, District 2, District 3 and District 4, from our community map are drawn based on our Banning resident community input.

Please refer to the links below for the full and partial plans. I have also included the relevant Community Map information as attachments to this email, in case you have trouble viewing the web links.

Banning CC - Community Map 2b (Full Plan) **documents also attached:**

<https://davesredistricting.org/maps#viewmap::7398bf5b-9cef-4730-8058-793d9a8e568b>

Banning CC - Community Map 2 (Partial Plan):

<https://davesredistricting.org/maps#viewmap::82dd2dfa-6d19-45b3-84e2-ec795d64267f>

Please feel free to reach out if you have any questions or concerns of how to implement these changes into your current redistricting drafting, as Thelma, Maribel and I would be happy to assist in any feedback or suggestions on how to implement these changes. Looking forward to creating a better Banning together.

In community,

Marco Santana (He/Him/Él)

Co-Founder, [A Better Banning](https://abetterbanning.org)

(951) 333-9921 | marco@abetterbanning



Exhibit C - Public Comment: Agenda Item 6.14

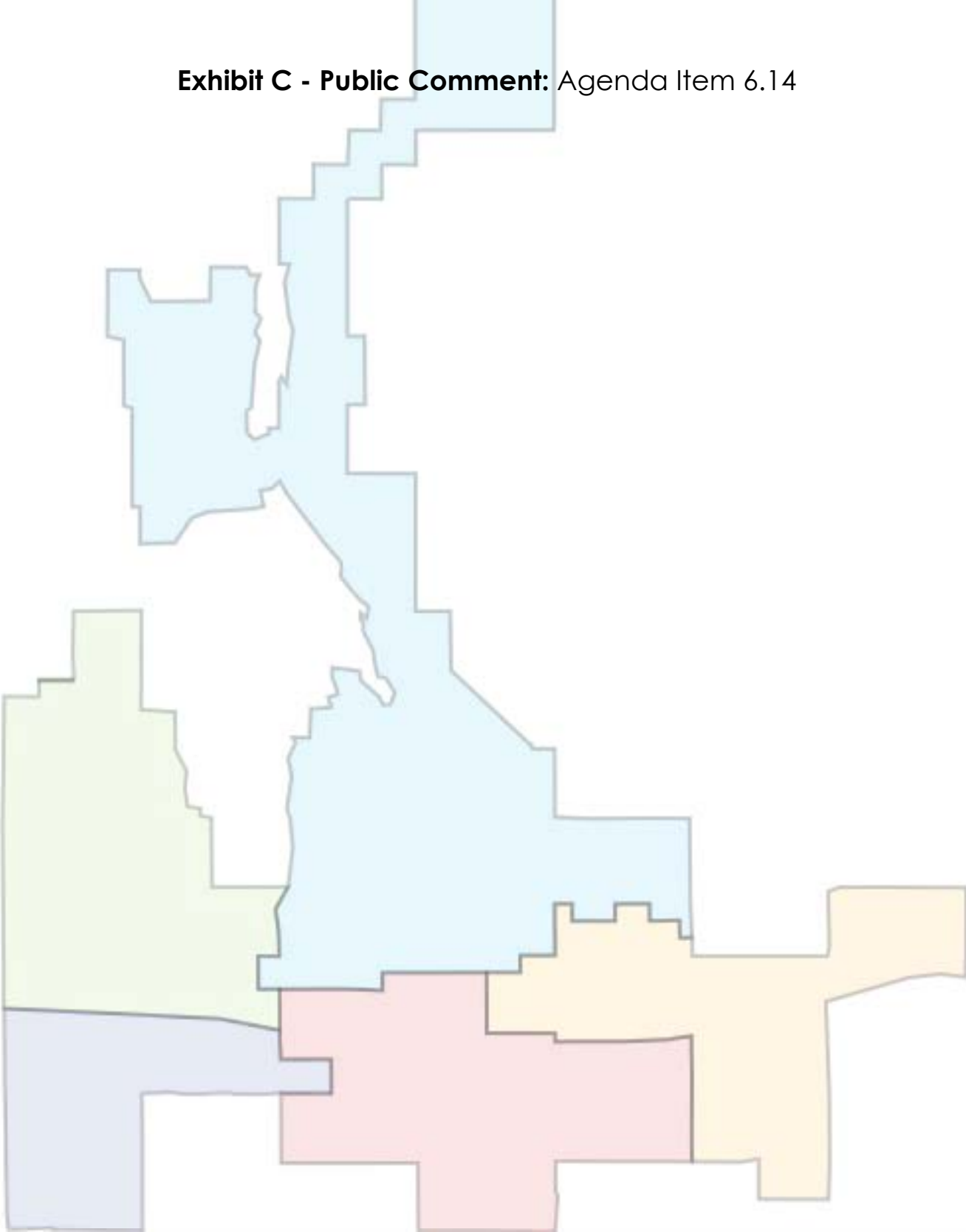


Exhibit C - Public Comment: Agenda Item 6.14



Banning City Council

Re: Redistricting - Agenda Item 6.13. Second Reading and Adoption of Ordinance 1581, an Ordinance of the City of Banning Adjusting the Boundaries of the Five (5) City Council Districts and Adopting a New Official Council District Map for the City of Banning Based on the Results of the 2020 Decennial Census.

Dear Mayor, City Council and Staff:

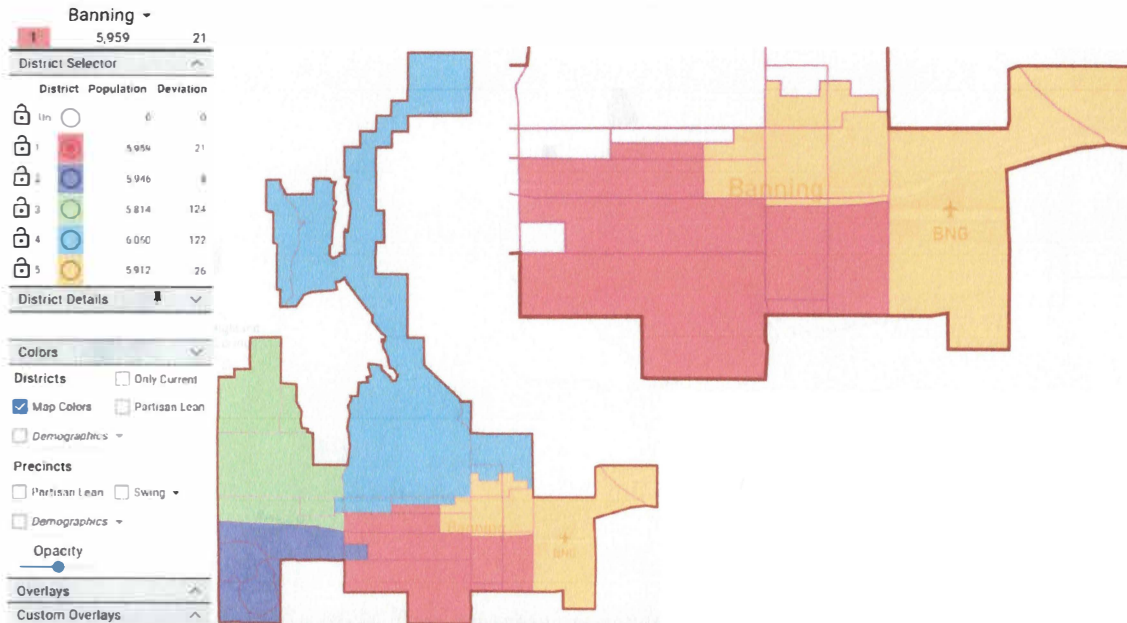
On behalf of the Brown and Black Redistricting Alliance, a coalition of many CBO's, community groups and community members, we stand in solidarity and in full support with the map proposal Banning residents are supporting labeled as Public Map 2b.















The Fair and Inclusive Redistricting for Municipalities and Political Subdivisions Act (FAIR MAPS Act), requires the city to comply with the federal Voting Rights Act of 1965 (VRA), and, to the extent practicable, keep communities of interest together. Map 2b keeps communities of interest together, based on shopping centers, commuting routes, schools, and natural boundaries.

The residents of Banning, social justice groups, and community advocates, urges this city council to adopt this community map to comply with the law, based on population, Voting Rights Act, contiguity, and Community of Interest testimony, incumbency should never supercede any factors required by the Fair Maps Act, leaders should consider a map that better serves the community.

Thank you for your time,
Brown and Black Redistricting Alliance
Maribel Nunez, Co-Convener (Inland Equity Partnership)
Ana Gonzalez, Co-Convener (Center for Community Action and Environmental Justice)

City of Banning Community Redistricting Map



Population			Shapes		Demographics (CVAP)							DOWNLOAD	
ID	Total	+/-			Total	White	Minority	Hispanic	Black	Asian	Native	Pacific	
Un	0				0	0.00%	0.00%	0.00%	0.00%	0.00%	0.00%	0.00%	
1	5,959	0.35%			4,572	35.74%	64.26%	44.66%	8.01%	4.92%	6.36%	0.00%	
2	5,946	0.13%			6,430	77.23%	22.77%	13.89%	4.34%	4.42%	0.23%	0.00%	
3	5,814	-2.09%			3,815	53.26%	46.74%	32.03%	8.15%	5.19%	1.23%	0.08%	
4	6,060	2.05%			4,133	42.15%	57.85%	40.02%	10.16%	2.47%	4.81%	0.24%	
5	5,912	-0.44%			3,402	22.87%	77.13%	51.00%	15.78%	4.59%	5.56%	0.00%	
	5,938	4.14%			4,470	49.89%	50.11%	33.76%	8.56%	4.32%	3.32%	0.06%	

- **Redistrict Community Map - District 5:** *only map submitted to the City of Banning that is a Voting Rights Act compliant map.* In looking at the Banning Hispanic Citizen Voting Age Population data, there should at least be one district that should have 51% Hispanic CVAP, Voting Rights District. This redrawn District 5 meets that requirement.
- All new community map redistricting materials have been submitted to city staff as of March 17, 2022. Riverside County's deadline is April 17, 2022, giving the city ample time to seriously consider the map and make the necessary changes to the benefit of the community.
- Community map created alongside caring residents, A Better Banning, Black and Brown Redistricting Alliance of Inland Equity Partnership, Center for Community Action and Environmental Justice (CCA EJ), and with technical mapping assistance from Mexican American Legal Defense and Educational Fund (MALDEF)